952
Farm Tractor
Expert Builder Set



120048



Building hints

The following building hints will help you to realize the fun and satisfaction of this Expert Builder Set:

1. The instructions for building your Expert model are divided into individual construction phases. Each phase is numbered starting with number one.
2. The quantities and types of building pieces to be added are shown at each phase of construction. Select and count each of these pieces before you start building the next phase.
3. The numbers in the instructions near the axles show the lenght of axle to be used. These numbers go with the axle sizes shown on this page.
4. Take your time. The fun of building this model for the first time will then last even longer!



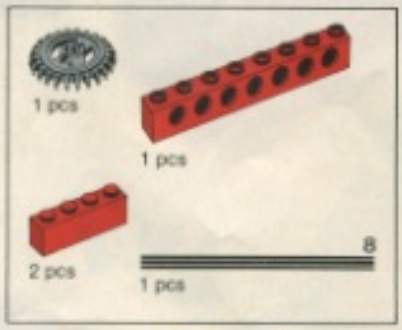

© 1978 LEGO System A/S

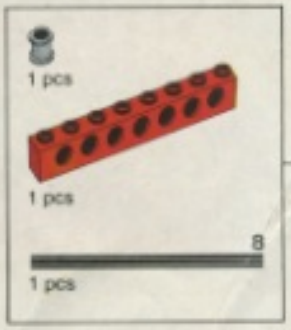
1 pcs
1 pcs
8
1 pcs

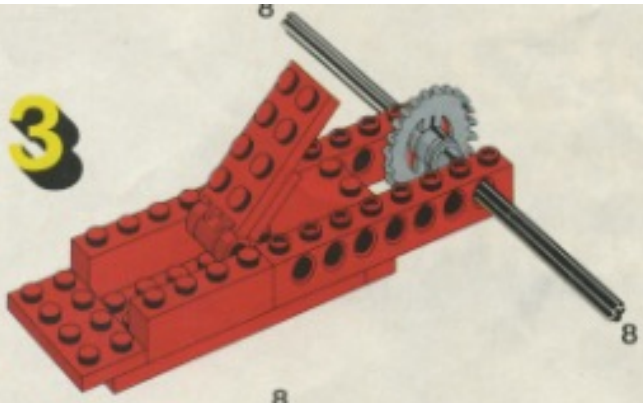
3
8
8


2 pcs
2 pcs

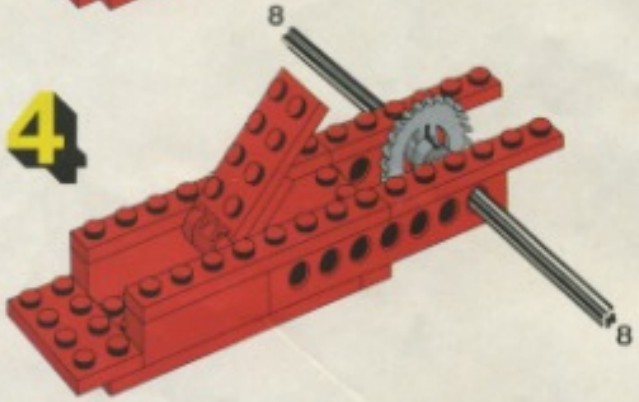
4
8
8


2 pcs
1 pcs
1 pcs
1 pcs
1 pcs
4
1 pcs


5
4

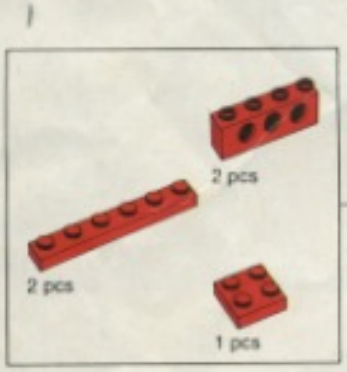
2 pcs
2 pcs
1 pcs

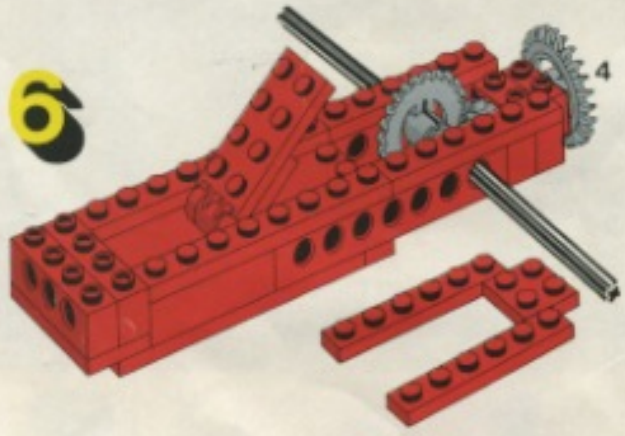
6
4


2 pcs
1 pcs
1 pcs

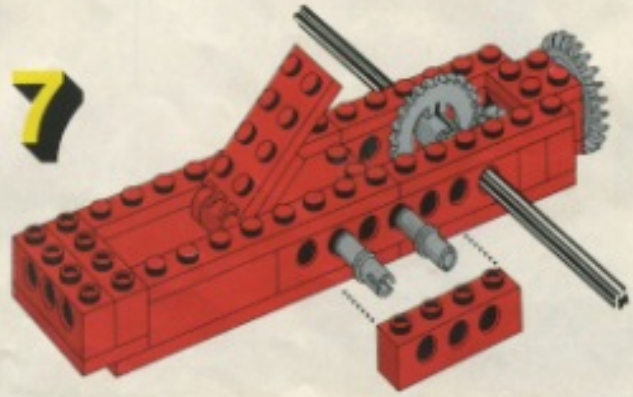
7

1 pcs
1 pcs
4 pcs
2 pcs



2 pcs
2 pcs
2 pcs



4 pcs

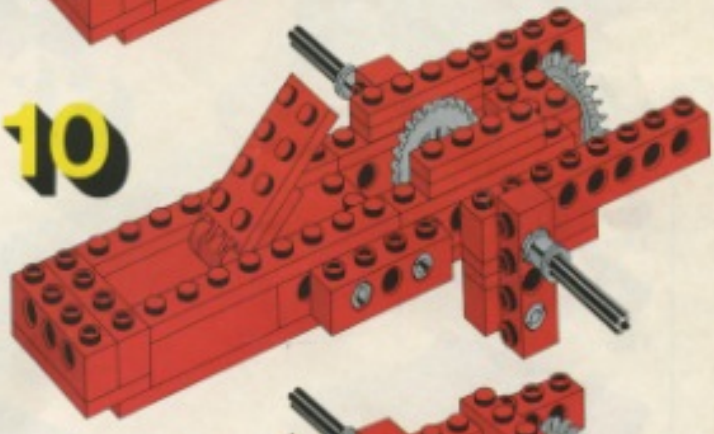

1 pcs
1 pcs

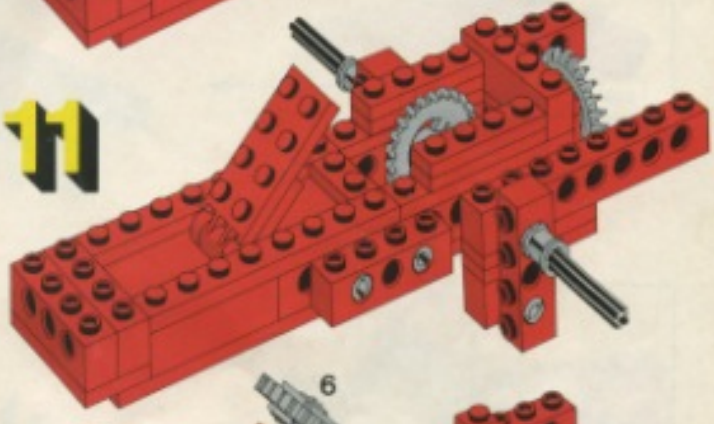

3 pcs
1 pcs
1 pcs
1 pcs
6
2 pcs
2 pcs



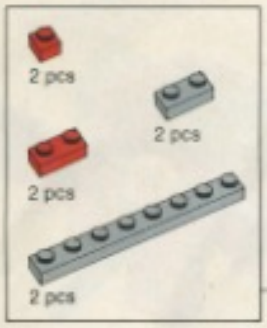
2 pcs
2 pcs
2 pcs
2 pcs

13


6
6


5 pcs
1 pcs

14



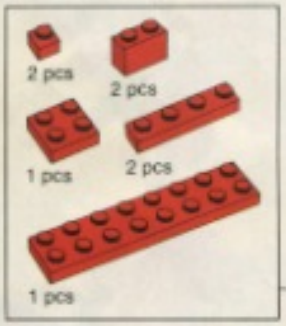
2 pcs
2 pcs
1 pcs
2 pcs
1 pcs

15




2 pcs

16




1 pcs
2 pcs
1 pcs


17

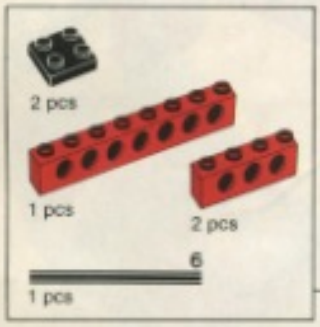
2 pcs
1 pcs
2 pcs
6
1 pcs


18


1 pcs
2 pcs
1 pcs


19

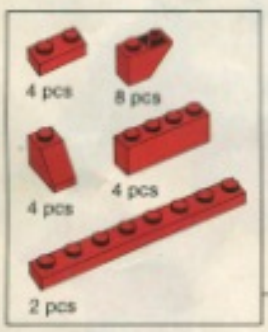
4 pcs
8 pcs
4 pcs
4 pcs
2 pcs


20


2 pcs
6 pcs

21

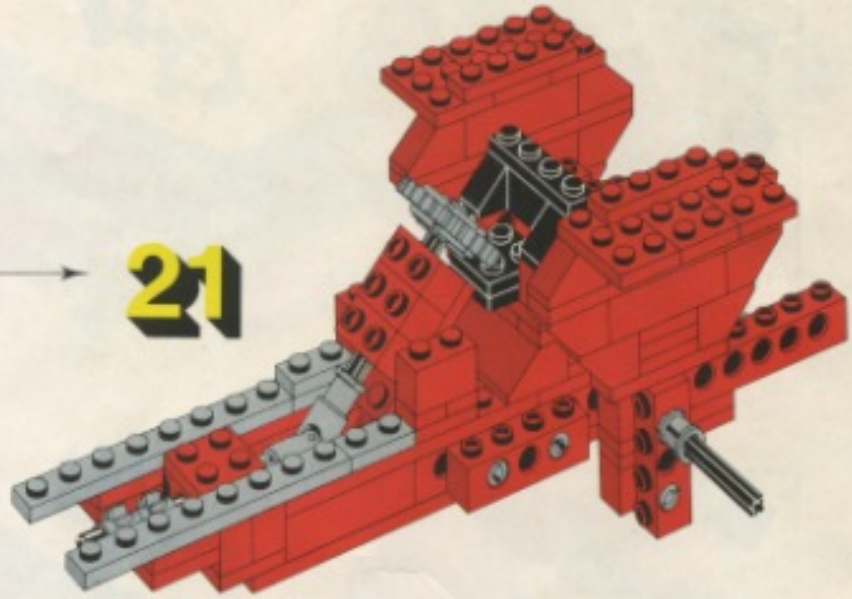

22

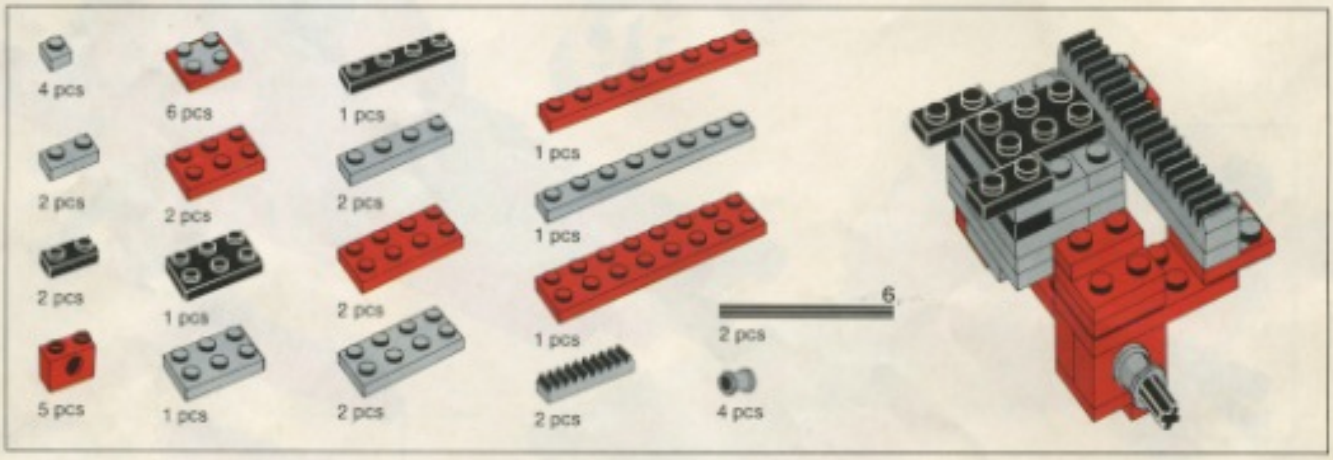
4 pcs
2 pcs
2 pcs
5 pcs
6 pcs
2 pcs
1 pcs
1 pcs
1 pcs
2 pcs
2 pcs
2 pcs
1 pcs
1 pcs
1 pcs
2 pcs
6
2 pcs
4 pcs

1



2


6
6

3


6
6

4

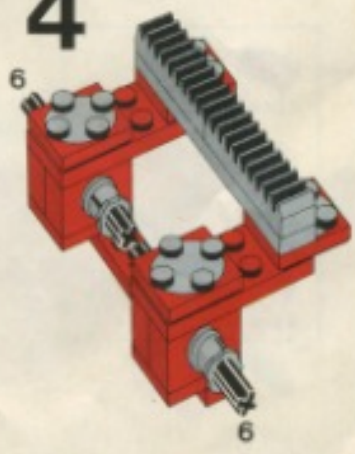
6
6


5


6


7


8


9


10

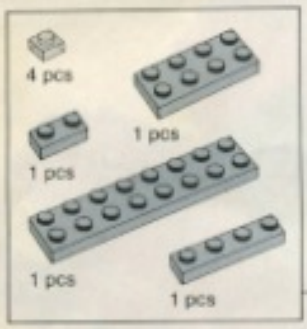
4 pcs
1 pcs
1 pcs
1 pcs
1 pcs


23


3 pcs
1 pcs
1 pcs

24



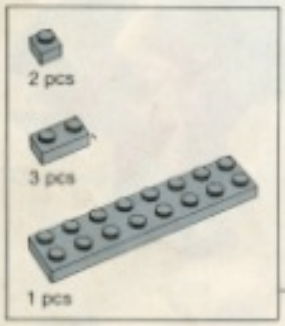
2 pcs
3 pcs
1 pcs

25



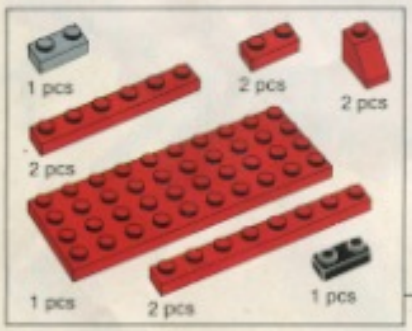
1 pcs
2 pcs
2 pcs
2 pcs
1 pcs
2 pcs
1 pcs

26



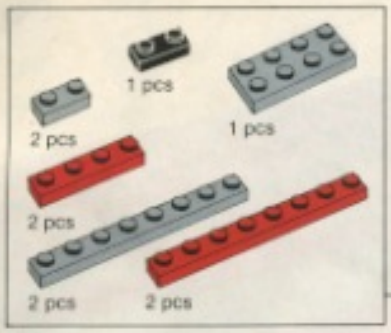

27



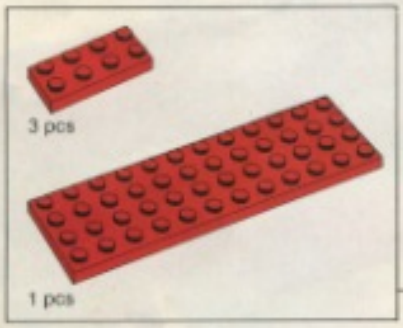

28





29




30
1 pcs
4 pcs
1 pcs
1 pcs
31
2 pcs
2
1 pcs
32
1 pcs
1 pcs
2 pcs
1 pcs
2 pcs
3 pcs
2 pcs
2 pcs
2 pcs

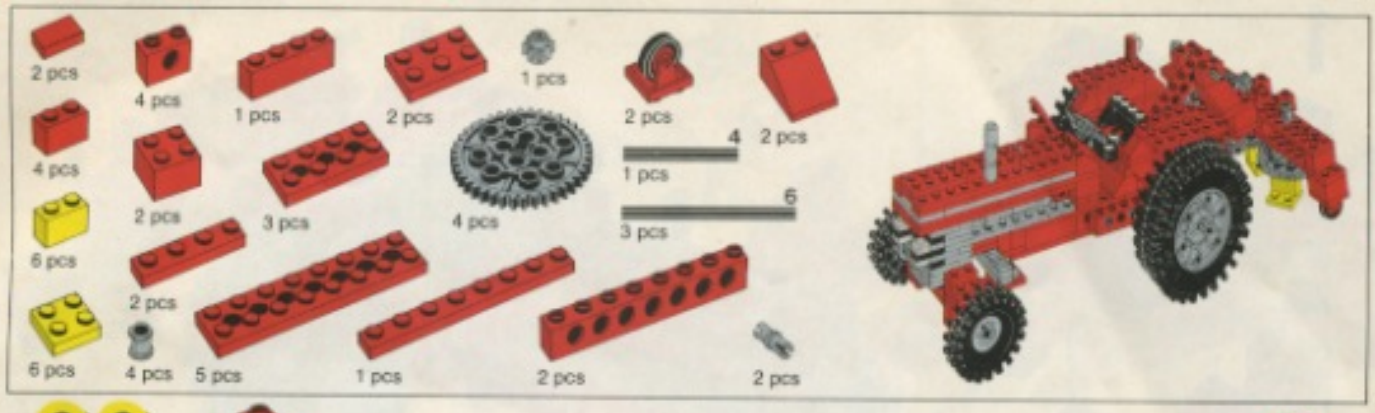
2 pcs
4 pcs
1 pcs
2 pcs
1 pcs
2 pcs
4
2 pcs
4 pcs
1 pcs
2 pcs
6
2 pcs
3 pcs
4 pcs
3 pcs
6 pcs
2 pcs
6 pcs
4 pcs
5 pcs
1 pcs
2 pcs
2 pcs

33

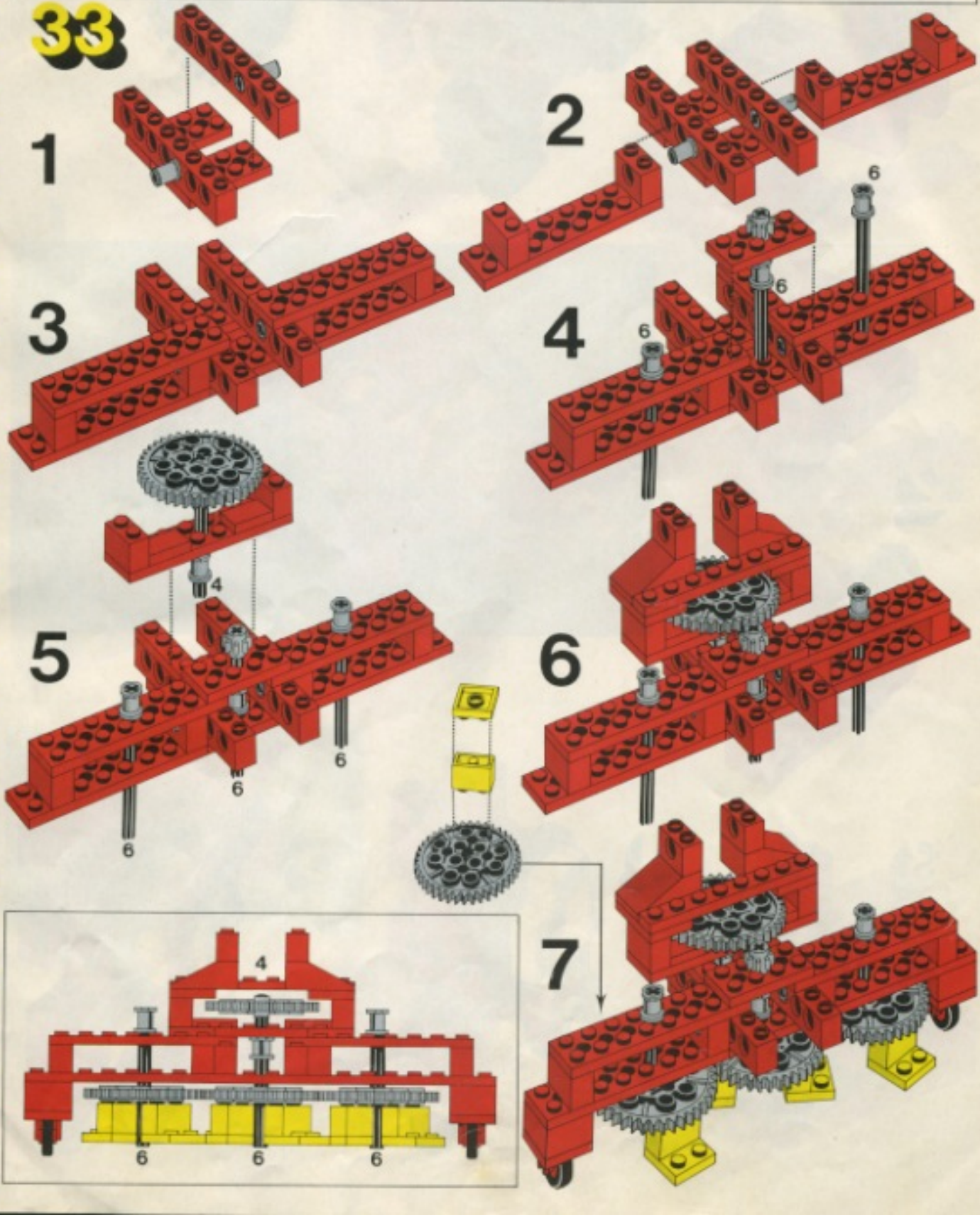
1
2
6
6
3
4
6
4
5
6
6
6
6
7
4
6
6
6

1



2





1



2





3



4



5




1
2
3


1
2
3
4




1
2


3
8

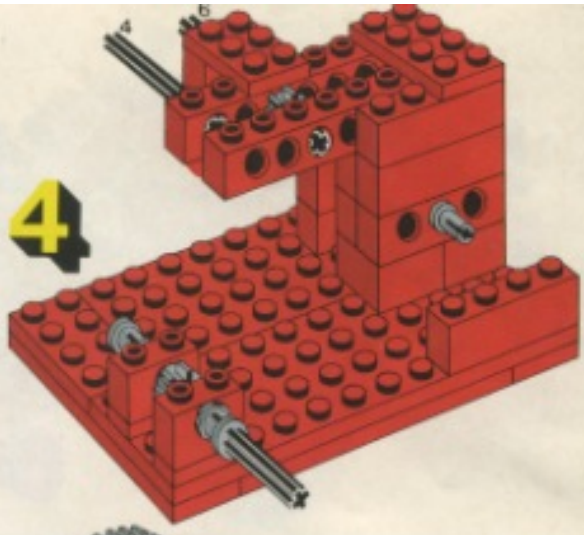
4
6


5


6

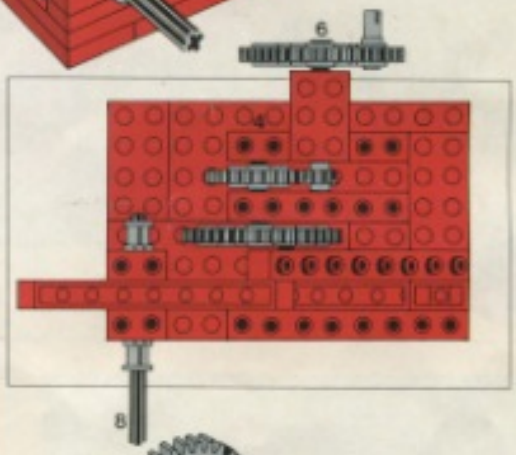
6
4
8


960 Power Pack


7